

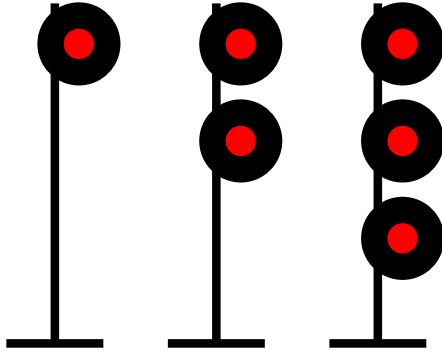


Milwaukee Road - Kansas City Subdivision

Guide to Signal indications

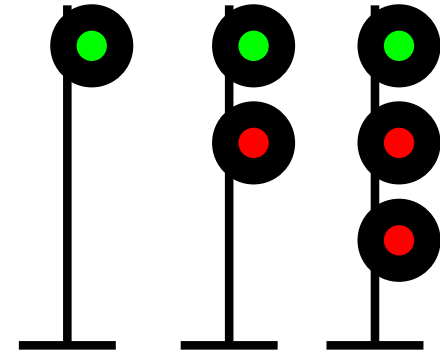
Stop

You must stop before passing this signal.



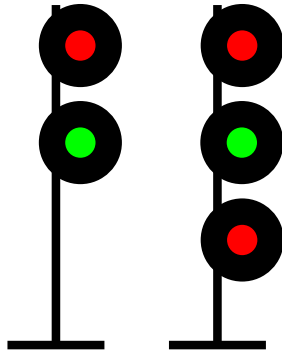
Clear

You may proceed to the next signal.




Diverging Clear

You may proceed to the next signal at a reduced speed over a diverging route.



Low speed diverging

You may proceed to the next signal at a slow speed over a diverging route.

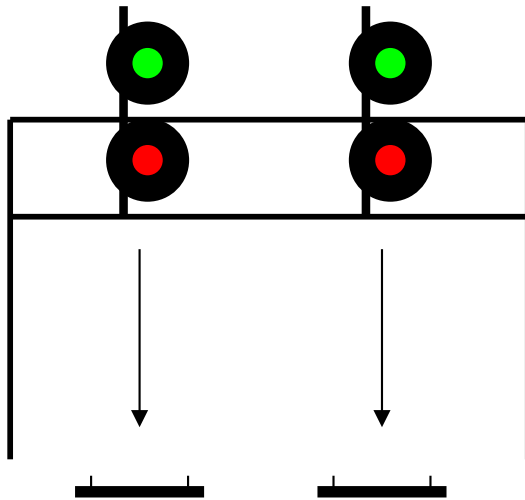




Milwaukee Road - Kansas City Subdivision

Guide to Signal indications

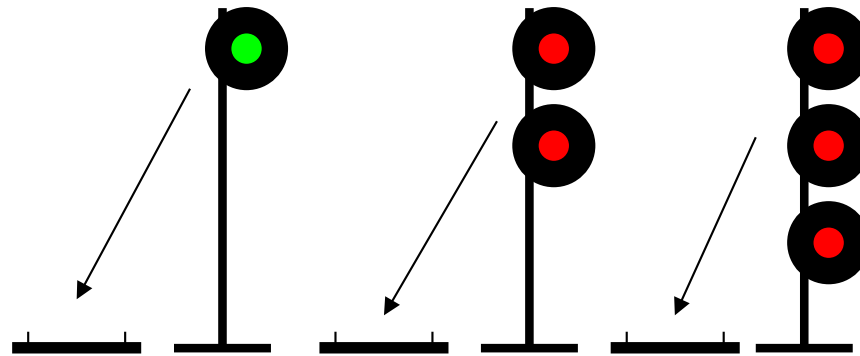
Which signal is mine?



Signal bridge

The signal directly overhead the track governs movement on that track.

This example is Westbound at Freight Line Junction. Both trains are clear to proceed on the straight route.



Signal masts

The signal directly to the right of the track governs movement for that track.

This example is Westbound at Sheffield Junction. The train coming off of the bridge (far left track) is clear to proceed. Trains approaching on the middle track (North Main) and right track (South Main) must stop.